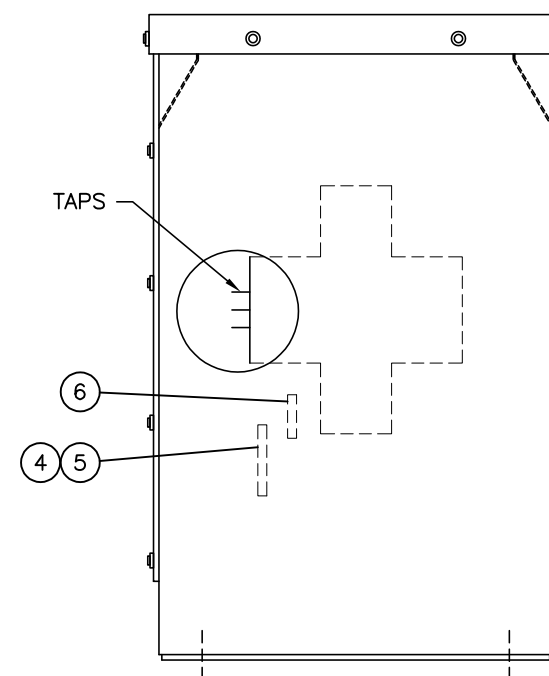
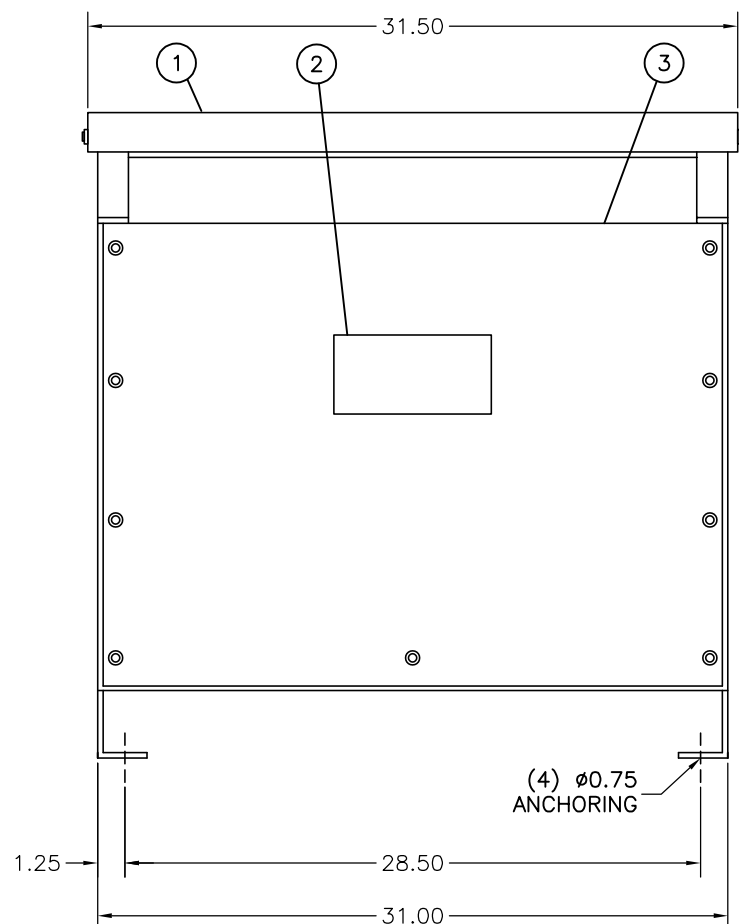
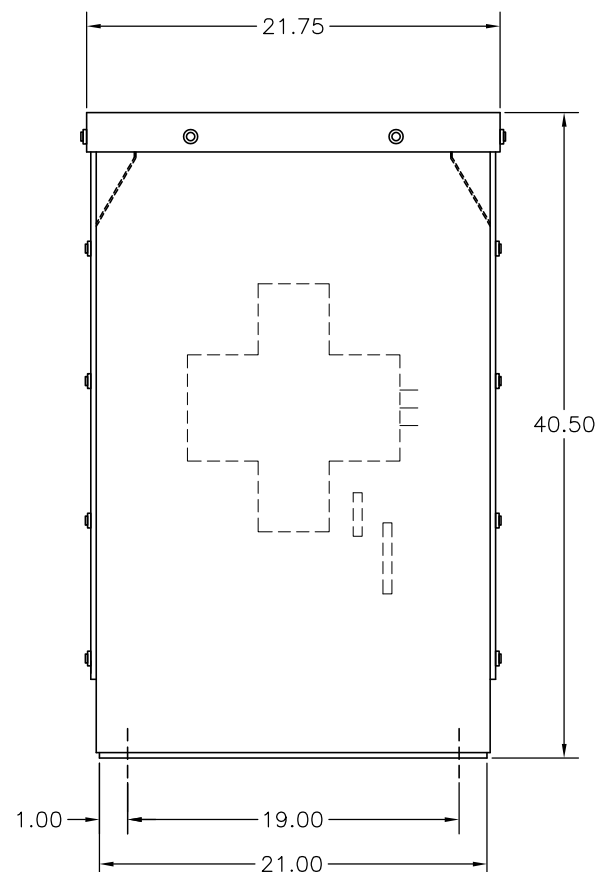


LEGEND		
ITEM	QTY	DESCRIPTIONS
1	1	TOP COVER - REMOVABLE
2	1	DIAGRAMATIC NAMEPLATE
3	2	FRONT & REAR PANEL - REMOVABLE
4	3	HV TERMINAL
5	3	LV TERMINAL
6	1	NEUTRAL BUS WITH H0 TERMINAL

REFERENCE  
ONLY



HT112C3D2-D16



S.O. NO:	
DWG FOR:	<input type="checkbox"/> RECORD <input type="checkbox"/> APPROVAL <input type="checkbox"/> QUOTE
CUST/JOB NAME:	-
CUST ORDER NO:	-
SERIAL NO:	-
ID TAG:	-
KVA: 112.5 (SEE NOTE #6) HIGH VOLTAGE: 240 DELTA (X1-X2-X3) LOW VOLTAGE: 480Y/277 (H0-H1-H2-H3) LV TAPS: 2A4B 2.50% HV-KV BIL: 10 LV-KV BIL: 10 PHASE: 3 FREQ-HZ: 60 TEMP RISE-°C: 150 COOLING CLASS: AA INSULATION CLASS: 220°C WINDING COND: ALUMINUM PAINT/COATING: ANSI 61 GRAY APPRX WT-LBS / KGS: 755/343	
<input type="checkbox"/> STANDARD <input checked="" type="checkbox"/> DOE <input type="checkbox"/> K4 <input type="checkbox"/> K9 <input type="checkbox"/> K13 <input type="checkbox"/> K20	

- NOTES:**
- TRANSFORMERS ARE MANUFACTURED AND TESTED PER APPLICABLE ANSI, NEMA AND IEEE STDS, LATEST REVISION.
  - UNLESS OTHERWISE SPECIFIED, ALL DIMENSIONS ARE IN INCHES WITH ± 0.25" TOLERANCE.
  - TRANSFORMER IS UL & CUL LISTED AND LABELED.
  - TRANSFORMER SOUND LEVEL IS 50dB (IEEE STANDARD).
  - DOE 10CFR 431, 2016 EFFICIENCY CODE - 112.5 KVA TRANSFORMER MEETS OR EXCEEDS EFFICIENCY = 98.74% @ 75°C AND 35% LOAD.
  - TRANSFORMER IS DESIGNED FOR STEP-UP APPLICATION.
  - TRANSFORMER DESIGNED FOR INDOOR (NEMA 1) AND OUTDOOR (NEMA 3R) APPLICATION.
  - TRANSFORMER NOT TO BE INSTALLED IN PUBLIC ACCESS AREAS OTHERWISE IT MUST BE FENCED OR ISOLATED.

	PAGE 1 OF 1	SCALE: NONE	TITLE:	TRANSFORMER OUTLINE DRY TYPE	<input checked="" type="checkbox"/> INDOOR
	BY	DATE		GENERAL PURPOSE, CASE C	<input checked="" type="checkbox"/> OUTDOOR
	MECH:				
	ELEC:				
	APPD:				
REVISIONS					



REV.